

# SILHOUETTE WALL TILES

## CODE MATRIX

line	category	size	-	pattern	thickness	bevel cut (optional)
<b>H</b>	<b>W</b>	<b>0606</b>	-	<b>SQR</b>	<b>9</b>	<b>B</b>

## PATTERN OPTIONS


CIRCLE .....	pg 29
DIAMOND .....	pg 32
HONEYCOMB .....	pg 31
PARALLELOGRAM .....	pg 31
RECTANGLE .....	pg 30
SCALLOP .....	pg 32
SQUARE .....	pg 29
TRIANGLE .....	pg 30

## THICKNESS OPTIONS

### 9mm

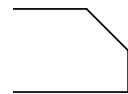
all silhouette wall tiles are available in 9mm thickness.

## EDGE OPTIONS



straight edge

- edges of each panel will be squared and straight



bevel edge

- edges of each panel will have an angled level for a 3D effect against the wall

# HOW TO SPECIFY

## ACOUSTIC FINISHES

acoustic panel colours must be included on every purchase order.

# CUSTOMIZATION

## SIZES

custom sizes can be quoted per request. pricing varies depending on yield and quantity to be ordered.  
the maximum dimensions per panel are 24"high, and 95"wide.  
minimum order quantities may apply.

## PATTERNS

custom patterns are available and can be quoted per request. all custom patterns must have a drawing supplied by HARMONY and must be included with your purchase order as sign off for approval.  
custom charges will vary depending on complexity to program and machine time.

## ORDER PROCESSING

once an order is placed, changes will not be accepted after 24 hours of HARMONY'S receipt of the order.  
returns/exchanges are not available for custom patterns; please ensure that you are happy with the design prior to placing your order.

# SHIPPING

## PACKAGING

the quantity per case specified with each item will ship in a single box.  
when an item only specifies a quantity of one per case, multiple units may be packaged together up to 5 per box unless specified others on your purchase order.

# INSTALLATION

## PATTERNS

spacers are available for lending help in the installation process.  
spacers are sold in a kit for installation teams and can be quoted individually as needed.

## WALL ATTACHMENT

tape is available for sale in 50 meter rolls (in the hardware section of the catalogue).  
for sizes over 48", construction adhesive is recommended. (not supplied by HARMONY)

# SILHOUETTE TILES

## SPECS

available with a straight or bevel edge for different effects after installation

## EDGES AVAILABLE

### STRAIGHT EDGE



### BEVEL EDGE

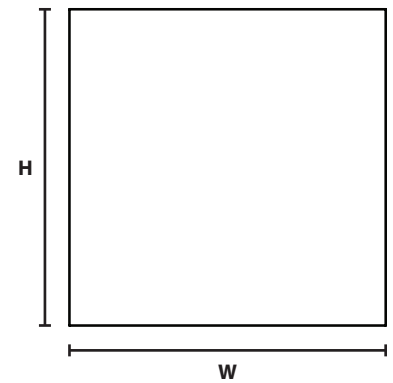


## FILL IN THE BLANKS ( eg "HW0606-SQR9\_" )

### optional bevel cut

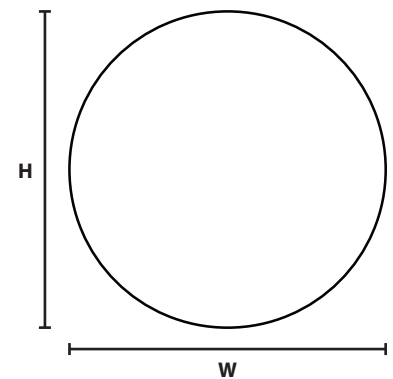
- Add a "B" to the end of the code to specify bevel edge cut
- Leave space blank for a straight edge cut

## SQUARE



CODE	SIZE	CASE PER BOX	LIST	
			STRAIGHT	BEVELLED
HWS0606-SQA9_	W: 5 <sup>7</sup> / <sub>8</sub> " (150mm) H: 5 <sup>7</sup> / <sub>8</sub> " (150mm)	16	\$ 97	\$ 145
HWS1212-SQA9_	W: 11 <sup>3</sup> / <sub>4</sub> " (300mm) H: 11 <sup>3</sup> / <sub>4</sub> " (300mm)	8	\$ 194	\$ 218
HWS2424-SQA9_	W: 23 <sup>5</sup> / <sub>8</sub> " (600mm) H: 23 <sup>5</sup> / <sub>8</sub> " (600mm)	8	\$ 773	\$ 797

## CIRCLE



CODE	SIZE	CASE PER BOX	LIST	
			STRAIGHT	BEVELLED
HWS0606-CIR9	W: 5 <sup>7</sup> / <sub>8</sub> " (150mm) H: 5 <sup>7</sup> / <sub>8</sub> " (150mm)	16	\$ 97	n/a
HWS1212-CIR9	W: 11 <sup>3</sup> / <sub>4</sub> " (300mm) H: 11 <sup>3</sup> / <sub>4</sub> " (300mm)	8	\$ 194	n/a
HWS2424-CIR9	W: 23 <sup>5</sup> / <sub>8</sub> " (600mm) H: 23 <sup>5</sup> / <sub>8</sub> " (600mm)	8	\$ 773	n/a

# SILHOUETTE TILES

## SPECS

available with a straight or bevel edge for different effects after installation

for lengths over 47", construction adhesive is recommended  
(not supplied by harmony)

## EDGES AVAILABLE

### STRAIGHT EDGE



### BEVEL EDGE

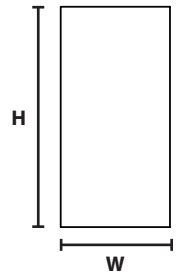


**FILL IN THE BLANKS**  
( eg "HW0606-REC9\_" )

### optional bevel cut

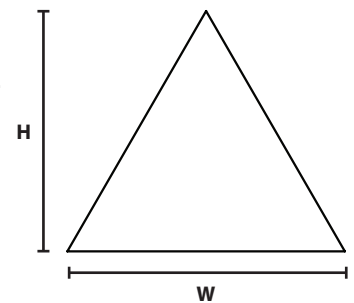
- Add a "B" to the end of the code to specify bevel edge cut
- Leave space blank for a straight edge cut

## RECTANGLE



CODE	SIZE	CASE PER BOX	LIST	
			STRAIGHT	BEVELLED
HWS0612-REC9_	W: 5 <sup>7</sup> / <sub>8</sub> " (150mm) H: 11 <sup>3</sup> / <sub>4</sub> " (300mm)	8	\$ 97	\$ 121
HWS1224-REC9_	W: 11 <sup>3</sup> / <sub>4</sub> " (300mm) H: 23 <sup>5</sup> / <sub>8</sub> " (600mm)	8	\$ 387	\$ 411
HWS1247-REC9_	W: 11 <sup>3</sup> / <sub>4</sub> " (300mm) H: 47" (1193mm)	4	\$ 387	\$ 401
HWS1272-REC9_	W: 11 <sup>3</sup> / <sub>4</sub> " (300mm) H: 71 <sup>3</sup> / <sub>4</sub> " (1824mm)	4	\$ 580	\$ 595
HWS1295-REC9_	W: 11 <sup>3</sup> / <sub>4</sub> " (300mm) H: 95" (2413mm)	4	\$ 773	\$ 788
HWS2447-REC9_	W: 11 <sup>3</sup> / <sub>4</sub> " (600mm) H: 47" (1193mm)	2	\$ 387	\$ 399

## TRIANGLE EQUILATERAL



CODE	SIZE	CASE PER BOX	LIST	
			STRAIGHT	BEVELLED
HWS0606-TRI9_	W: 5 <sup>7</sup> / <sub>8</sub> " (150mm) H: 5 <sup>1</sup> / <sub>8</sub> " (130mm)	14	\$ 85	\$ 169
HWS1212-TRI9_	W: 11 <sup>3</sup> / <sub>4</sub> " (300mm) H: 10 <sup>1</sup> / <sub>4</sub> " (260mm)	6	\$ 145	\$ 181
HWS2424-TRI9_	W: 23 <sup>5</sup> / <sub>8</sub> " (600mm) H: 20 <sup>1</sup> / <sub>2</sub> " (520mm)	6	\$ 580	\$ 616

# SILHOUETTE TILES

## SPECS

available with a straight or bevel edge for different effects after installation

## EDGES AVAILABLE

### STRAIGHT EDGE



### BEVEL EDGE

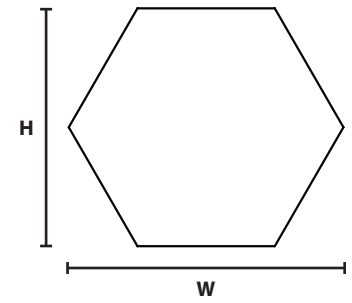


## FILL IN THE BLANKS ( eg "HW0606-HON9\_" )

### optional bevel cut

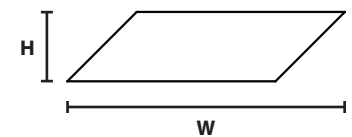
- Add a "B" to the end of the code to specify bevel edge cut
- Leave space blank for a straight edge cut

## HONEYCOMB



CODE	SIZE	CASE PER BOX	LIST	
			STRAIGHT	BEVELLED
HWS0606-HON9_	W: 5 <sup>7</sup> / <sub>8</sub> " (150mm) H: 5 <sup>1</sup> / <sub>8</sub> " (130mm)	16	\$ 97	\$ 145
HWS1212-HON9_	W: 11 <sup>3</sup> / <sub>4</sub> " (300mm) H: 10 <sup>1</sup> / <sub>4</sub> " (260mm)	8	\$ 194	\$ 218
HWS2424-HON9_	W: 23 <sup>5</sup> / <sub>8</sub> " (600mm) H: 20 <sup>1</sup> / <sub>2</sub> " (520mm)	8	\$ 773	\$ 797

## PARALLELOGRAM



CODE	SIZE	CASE PER BOX	LIST	
			STRAIGHT	BEVELLED
HWS0312-PLG9	W: 3" (75mm) H: 11 <sup>3</sup> / <sub>4</sub> " (150mm)	10	\$ 116	n/a
HWS0624-PLG9	W: 5 <sup>7</sup> / <sub>8</sub> " (150mm) H: 23 <sup>5</sup> / <sub>8</sub> " (600mm)	8	\$ 194	n/a

# SILHOUETTE TILES

## SPECS

available with a straight or bevel edge for different effects after installation

## EDGES AVAILABLE

### STRAIGHT EDGE



### BEVEL EDGE

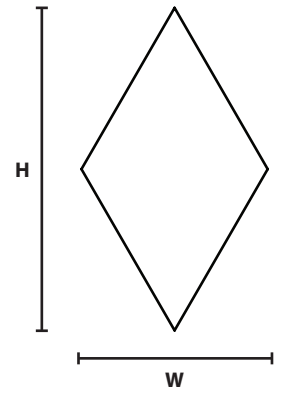


## FILL IN THE BLANKS ( eg "HW0606-DIA9\_" )

### optional bevel cut

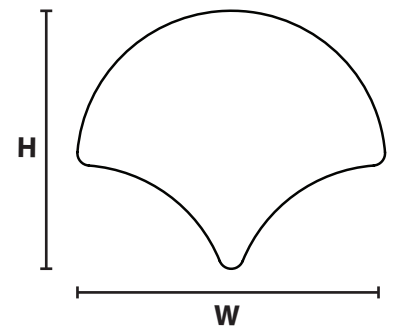
- Add a "B" to the end of the code to specify bevel edge cut
- Leave space blank for a straight edge cut

## DIAMOND



CODE	SIZE	CASE PER BOX	LIST	
			STRAIGHT	BEVELLED
HWS0612-DIA9_	W: 5 <sup>7</sup> / <sub>8</sub> " (150mm) H: 10 <sup>1</sup> / <sub>4</sub> " (260mm)	14	\$ 170	\$ 254
HWS1224-DIA9_	W: 11 <sup>3</sup> / <sub>4</sub> " (300mm) H: 20 <sup>1</sup> / <sub>2</sub> " (520mm)	6	\$ 290	\$ 326

## SCALLOP



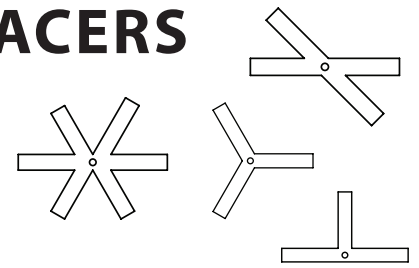
CODE	SIZE	CASE PER BOX	LIST	
			STRAIGHT	BEVELLED
HWS0606-SCA9	W: 5 <sup>7</sup> / <sub>8</sub> " (150mm) H: 4 <sup>3</sup> / <sub>4</sub> " (122mm)	15	\$ 91	n/a
HWS1212-SCA9	W: 11 <sup>3</sup> / <sub>4</sub> " (300mm) H: 9 <sup>7</sup> / <sub>8</sub> " (215mm)	7	\$ 170	n/a
HWS2424-SCA9	W: 23 <sup>1</sup> / <sub>2</sub> " (600mm) H: 19 <sup>3</sup> / <sub>4</sub> " (500mm)	5	\$ 484	n/a

# SILHOUETTE TILES

## SPECS

spacer kits come with a quantity of 2 of each spacer type to assist in creating a variety of patterns

## SPACERS



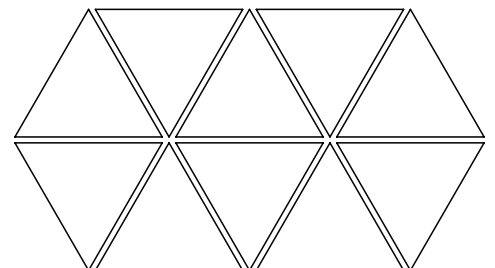
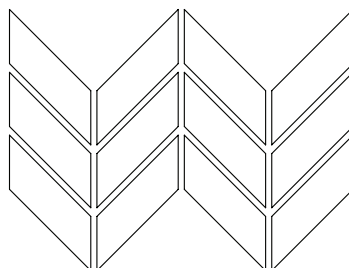
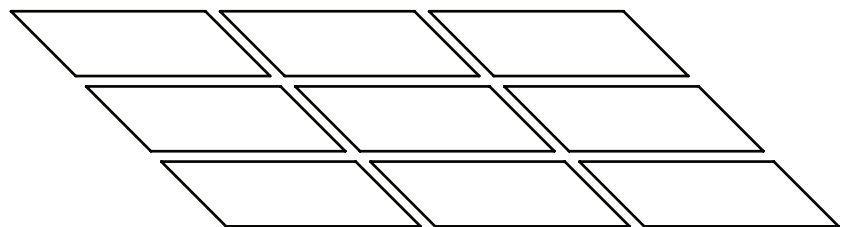

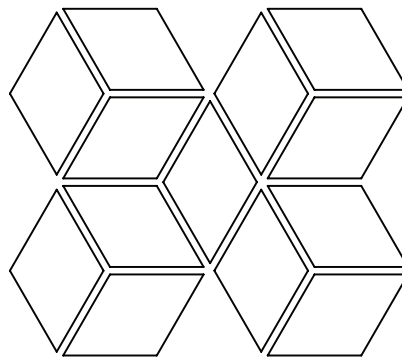
## CODE

## LIST

HA-SPACER-PKG

\$ 653

## PATTERN EXAMPLES



# HARDWARE

this section includes hardware that is purchased separately for installation.

hardware that is exclusive to a specific category can be found within that section of the catalogue.


## HARDWARE OPTIONS

STANDOFFS ..... pg 53

TAPE ..... pg 54



# HARDWARE STANDOFFS




## SPECS

1/2" thick standoffs to lift panels off the wall and enhance acoustic control

available in black only

CODE	CASE PER BOX	SIZE		LIST
		W	H	
HAW-48STF12	30	47	1-1/2	\$ 0

# HARDWARE TAPE



## SPECS

used to attach acoustic panels to walls

please refer to instructions to ensure adequate adhesion

CODE	CASE	LENGTH		LIST
	per box	meters	feet	
HA-TAPE-164	1 Roll	50	164	\$ 97